

Create your own baby shower BINGO game!



CREATE THE BINGO CARDS AND CALL LIST:

1. Print out as many BINGO cards as you have people playing.
2. Write at least 24 baby-themed words on the call sheet (put one word in each box) .
3. Using the words you wrote on the list, randomly fill in each BINGO card, making sure each word is different. Participants can also fill in their own card so long as they use 24 unique words from the call list.


HOW TO PLAY:

1. Cut out the BINGO words from the call sheet and put them in a bag.
2. Randomly pull out a word and read it out loud.
3. As the words are called, players mark off that square on their card.
4. Players shout, "BINGO!" when they get five marked squares in a row (horizontally, vertically, or diagonally).

BINGO CALL LIST




B I N G O


When the caller calls a word that's on your card, mark that square.
When you mark five squares in a row, shout, "BINGO!"

B I N G O


When the caller calls a word that's on your card, mark that square.
When you mark five squares in a row, shout, "BINGO!"

B I N G O


When the caller calls a word that's on your card, mark that square.
When you mark five squares in a row, shout, "BINGO!"

B I N G O


When the caller calls a word that's on your card, mark that square.
When you mark five squares in a row, shout, "BINGO!"

B I N G O

When the caller calls a word that's on your card, mark that square.
When you mark five squares in a row, shout, "BINGO!"

B I N G O

When the caller calls a word that's on your card, mark that square.
When you mark five squares in a row, shout, "BINGO!"

B I N G O

When the caller calls a word that's on your card, mark that square.
When you mark five squares in a row, shout, "BINGO!"