




Easter Bunny Puppet Craft

1. Color and cut out each bunny puppet piece.
2. Lay the paper bag on its smooth side. Keep the bottom flap facing up with the opening towards you.
3. Attach the bunny head to the flap of the bag and the body to the base of the bag.
Now you have a cute bunny puppet!





Finished product